

## Understanding Your Student's Assessment Scores

Smarter Balanced assessments measure a student's achievement of the New Hampshire College- and Career-Ready Standards in English language arts/literacy and mathematics. These standards define learning expectations for what students should know and be able to do at each grade level. The New Hampshire Smarter Balanced Summative Assessment is only one indicator of a student's performance. These results should be used along with other information, such as classwork and other tests, when making educational decisions. For more information about Smarter Balanced assessments, please visit [www.education.nh.gov/instruction/assessment/sbac/index.htm](http://www.education.nh.gov/instruction/assessment/sbac/index.htm).

The guide below provides information related to the Individual Student Report. The first example is a Grade 5 English Language Arts/Literacy sample report annotated with text boxes to explain different components within the report. It is followed by a second example of a Grade 5 Mathematics sample report. Scale Scores and Achievement Levels may vary by grade and subject.

**1** Students will receive two Individual Student Reports (English language arts/literacy and mathematics). This display provides the student's name, content area, and year tested.

**2** Each student who completes the Smarter Balanced Summative Assessment receives a **Scale Score** and associated **Achievement Level** for each content area. There are four levels of achievement (i.e., Level 1, Level 2, Level 3, and Level 4) to indicate how well students performed on the assessment.

**Individual Student Report**  
*How did my student perform on the ELA/Literacy test?*

Test: Smarter Summative ELA/Literacy Grade 5  
 Year: 2014-2015  
 Name: Lastname, Firstname M.

**Legend: Claims Performance Levels**  
 ⚠ Below Standard    ⚖ At/Near Standard    ✓ Above Standard

Name	SSID	Scale Score	Achievement Level
Lastname, Firstname M.	9999990099	2571	Level 3

**Scale Score and Overall Performance**

Name	Average Scale Score
New Hampshire	2525 ± 1

**Scale Score and Overall Performance**

2701  
 2582  
 2502  
 2442  
 2201

Level 4 The student has exceeded the achievement standard and demonstrates advanced progress toward mastery of the knowledge and skills in English language arts/literacy needed for likely success in future coursework.

Level 3 The student has met the achievement standard and demonstrates progress toward mastery of the knowledge and skills in English language arts/literacy needed for likely success in future coursework.

Level 2 The student has nearly met the achievement standard and may require further development to demonstrate the knowledge and skills in English language arts/literacy needed for likely success in future coursework.

Level 1 The student has not met the achievement standard and needs substantial improvement to demonstrate the knowledge and skills in English language arts/literacy needed for likely success in future coursework.

Meets State Standard  
 Does Not Meet State Standard

Lastname, Firstname M.  
 Scored **2571 ± 10**

**3** The Scale Score is displayed, which includes a  $\pm$  value with it. The  $\pm$  represents the possible range of scores a student would have if the student were to take the assessment multiple times. For example, if the student is tested again,  $2571 \pm 10$  indicates he or she is likely to score in the range between 2561 and 2581. This range could help parents and educators further understand areas of strength and weakness of the student.

**4** The **Achievement Levels** and the accompanying descriptions of performance serve as a starting point for discussion about the performance of individual students in mathematics and English language arts/literacy across the content areas. Students at **Level 3 or above** meet state expectations and are considered on track for likely success in the next grade. All grade- and subject-specific score ranges can be viewed on the [Achievement Level Scale Scores](http://nh.portal.airast.org/resources/?section=reporting-resources) page on the portal (<http://nh.portal.airast.org/resources/?section=reporting-resources>).




## Individual Student Report

How did my student perform on the ELA/Literacy test?

Test: Smarter Summative ELA/Literacy Grade 5




Year: 2014-2015

Name: Lastname, Firstname M.

**5** The **Legend** indicates the three **Student Performance Levels** on the report. The  indicates the student performed below standard, the  indicates the student performed at/near the standard, and the  indicates the student performed above the standard.

**Legend: Claims Performance Levels**

**5**

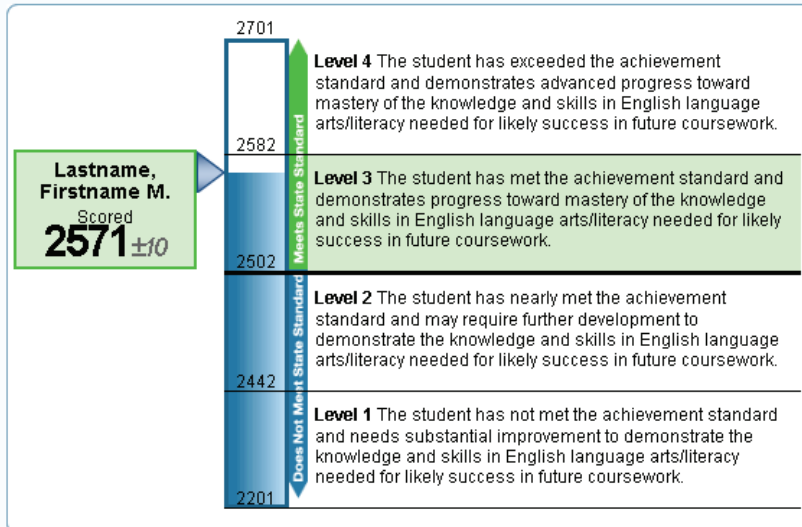
 Below Standard  At/Near Standard  Above Standard

### Student Test Performance



Name	SSID	Scale Score	Achievement Level
Lastname, Firstname M. 	9999990099	2571	Level 3

**6** The **Comparison Scores** table displays the **Average Scale Score** for all assessed students in the district and school levels.

### Scale Score and Overall Performance







### Comparison Scores

Name	Average Scale Score
New Hampshire	2525 ±1
<b>Demo District 1 (999999999)</b> 	2534 ±10
<b>Demo School 1 (999999999-999999990)</b> 	2534 ±10

**7** The **Student Test Performance** table provides **Description** and **Performance** on items specific to each **Claim**. The claim description summarizes what students know and can do as demonstrated by performance on the assessment.

### Student Test Performance

**7**

Claim	Performance	Claim Description
Reading		Student may be able to read closely and analytically to comprehend a range of increasingly complex literary and informational texts.
Listening and Speaking		Student has difficulty employing effective speaking and listening skills for a range of purposes and audiences.
Writing		Student can produce effective and well-grounded writing for a range of purposes and audiences.
Research/Inquiry		Student can engage in research and inquiry to investigate topics, and to analyze, integrate, and present information.

## Next Steps

Families and educators can work together using Smarter Balanced student results to improve each student's success in school. Please visit the New Hampshire Department of Education website located at: <http://education.nh.gov/instruction/assessment/sbac/index.htm> for more information.

Below is an example of a Grade 5 mathematics report. Scale scores and Achievement Levels may vary by grade and subject.

## Individual Student Report

*How did my student perform on the Mathematics test?*

Test: Smarter Summative Mathematics Grade 5

Year: 2014-2015

Name: Lastname, Firstname M.

### Legend: Claims Performance Levels



Below Standard



At/Near Standard

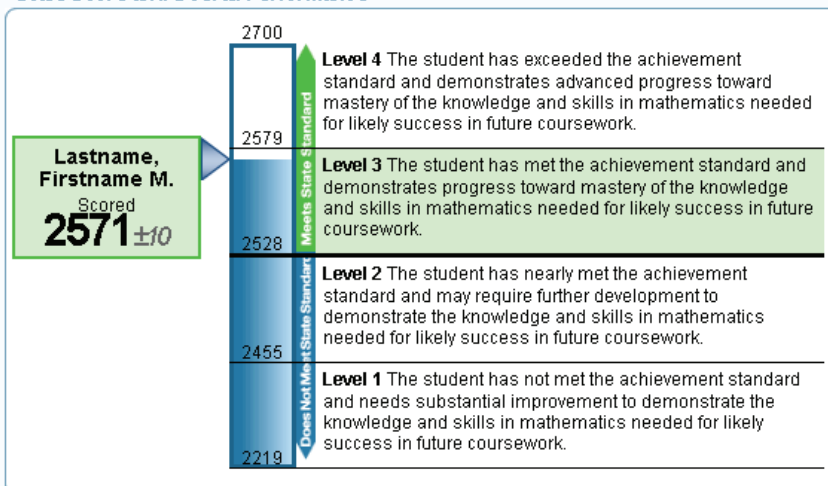


Above Standard

### Student Test Performance

Name	SSID	Scale Score	Achievement Level
Lastname, Firstname M.	9999990099	2571	Level 3

### Scale Score and Overall Performance



### Comparison Scores

Name	Average Scale Score
New Hampshire	2514 ±1
Demo District 1 (999999999)	2522 ±11
Demo School 1 (999999999-999999990)	2522 ±11

### Student Test Performance

Claim	Performance	Claim Description
Concepts and Procedures		Student can explain and apply mathematical concepts and interpret and carry out mathematical procedures with precision and fluency.
Problem Solving and Modeling & Data Analysis		Student can solve a range of complex well-posed problems in pure and applied mathematics, making productive use of knowledge and problem solving strategies. Students can analyze complex, real-world scenarios and can construct and use mathematical models to interpret and solve problems.
Communicating Reasoning		Student may be able to clearly and precisely construct viable arguments to support their own reasoning and to critique the reasoning of others.

## Next Steps

Families and educators can work together using Smarter Balanced student results to improve each student's success in school. Please visit the New Hampshire Department of Education website located at: <http://education.nh.gov/instruction/assessment/sbac/index.htm> for more information.