

# ALMA NOW – for mobile devices:

## Apple iOS - Install AlmaNow



Written by Monica Gerlach

Updated over a week ago

Using your web browser (Safari), log into your school's Alma site. You'll be asked if you want to add AlmaNow to your home screen at the top; you can install immediately or ignore and install at a later date. At the bottom of the screen, tap on the "share" icon and then select "add to home screen". You can modify the title of the icon or leave it as is before you tap "add" and that's it!

## Android - Install AlmaNow

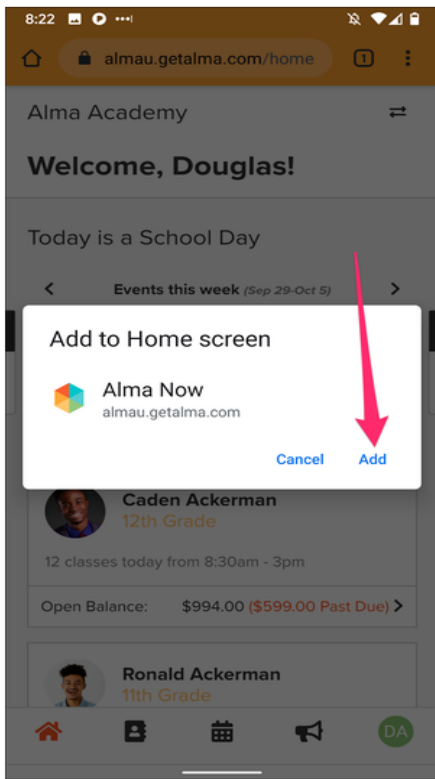
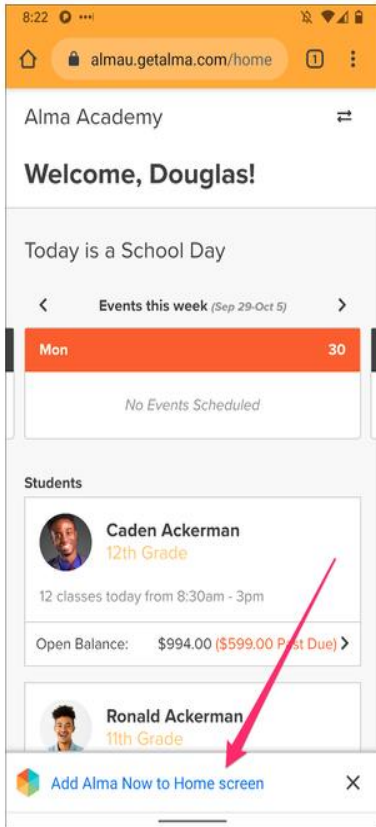


Written by Monica Gerlach

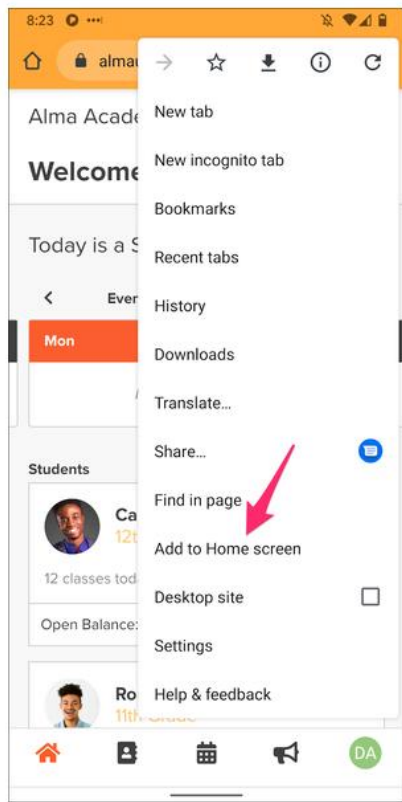
Updated over a week ago

Using your mobile web browser (we recommend using Chrome), log into your school's Alma site. At the bottom of the screen, you'll see a pop-up for "Add AlmaNow to Home screen". Press to add and then confirm that you would like to add AlmaNow to your home screen. And that's it!


*Note: Don't worry if you click on the "x", you can still install AlmaNow by tapping the 3 dots in the top-right corner of your mobile browser and selecting "add to home screen".*



add AlmaNow to home screen” you can tap the 3 dots in the mobile browser and select “add to home screen”.



Once installed you will see the Alma Now app on your phone's home screen!



[Next Article](#)